

Sistema K1 / K1 System

Sistema a parete composto da montanti, ripiani ed accessori per la realizzazione di librerie, zone studio, cabine armadio ed espositori. I montanti sono forniti in varie altezze standard, il sistema a cremagliera dei montanti permette di spostare gli elementi liberamente. I ripiani, i contenitori e gli accessori sono disponibili in svariate larghezze e diverse profondità. E' possibile scegliere tra diverse finiture di colore e tra due essenze di legno. Su richiesta, è possibile ottenere elementi su misura o RAL speciali a scelta.

Wall System composed of uprights, shelves and accessories to create bookshelves, study areas, wardrobes and exhibitors. Uprights are available in different standard heights, the rack system allows to install the elements at the desired height. Shelves, containers and accessories are available in different widths and depths. It is possible to choose between various colours and wood finishings. Customized elements or special RAL can also be required.

Libreria / Bookshelf

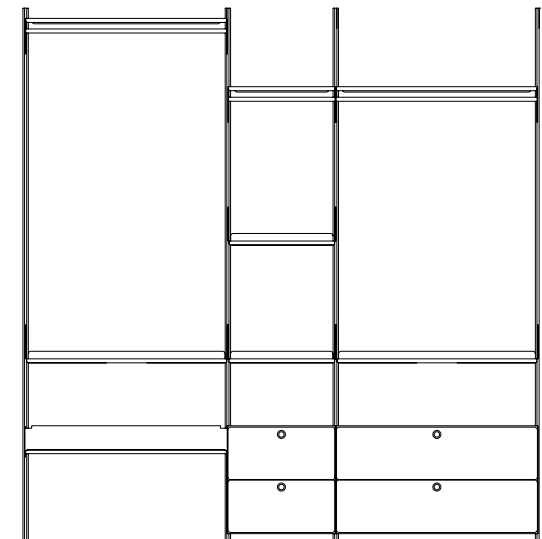


Guardaroba / Wardrobe



FINITURE / FINISHINGS

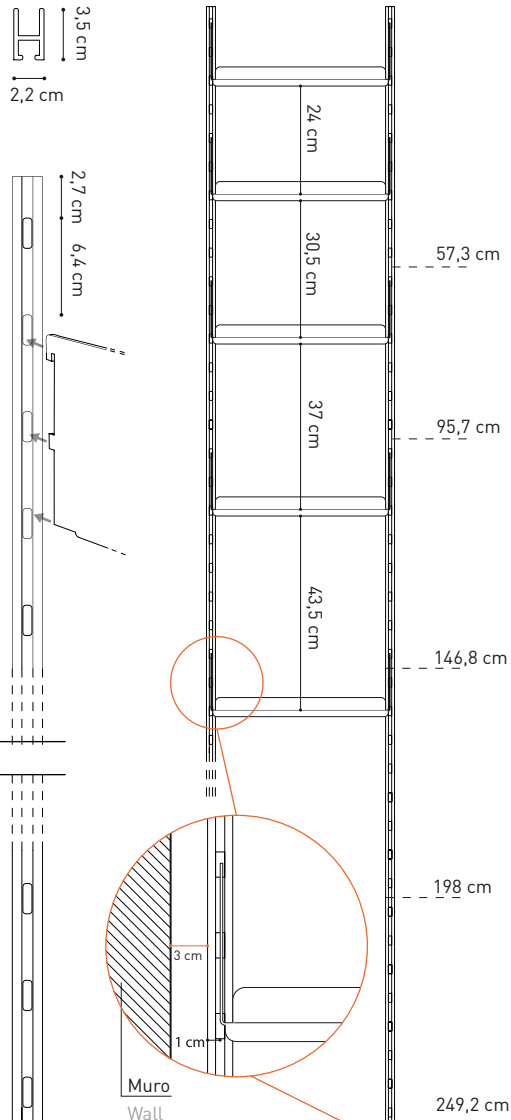
-  Alluminio anodizzato / Anodized aluminium
-  Bianco opaco RAL 9010 / Mat White RAL 9010
-  Nero opaco RAL 9005 / Mat Black RAL 9005
-  Bianco Lucido RAL 9010 / Gloss White RAL 6003
-  Nero Semilucido RAL 9005/ Semigloss Black RAL 9005
-  Verde Semilucido RAL 6003 / Semigloss Green RAL 9010
-  Legno Rovere / Oak Wood
-  Legno Noce Canaletto / Walnut Wood




Sistema K1 / K1 System

INGOMBRO: Per calcolare la larghezza della struttura, considerare sempre 2,2 cm di ingombro dei montanti esterni (1 cm + 1 cm)
OVERALL: To calculate the width of the structure, always consider 2,2 cm of space outside of the uprights (1 cm + 1 cm)

Montanti / Uprights



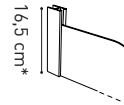
Montante da terra / Floor upright



Montanti Speciali / Special Uprights

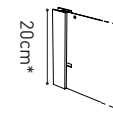
*L'uso di questi montanti prevede l'ausilio del tassello chimico su mattoni e non è applicabile su cartongesso, in alternativa utilizzare il montante standard.
 *These uprights are fixed with chemical insert on bricks but cannot be used on plasterboard. In alternative use the standard upright.

Per ripiano singolo / For a single shelf



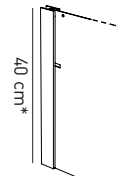
Tagliato a filo sotto. / Flush cut below

Per contenitore singolo h.20 / For a single container h. 20



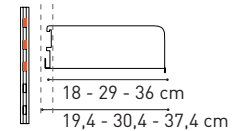
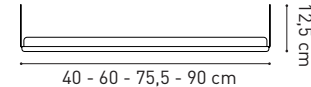
Tagliato a filo sopra e sotto. / Flush cut above and below

Per contenitore singolo h.40 / For a single container h. 40

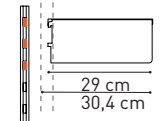
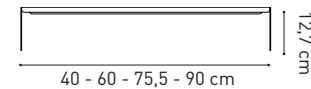


Tagliato a filo sopra e sotto. / Flush cut above and below

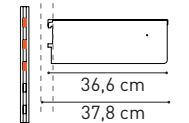
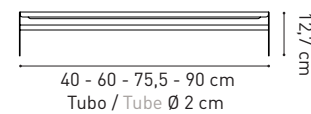
Ripiano Semplice / Basic shelf



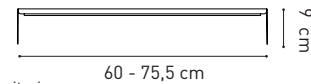
Ripiano rovesciato / Shelf with hanger



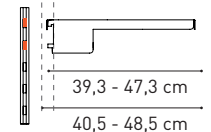
Ripiano appenderia / Shelf with hanger



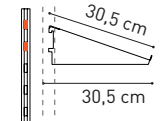
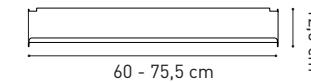
Ripiano profondo / Deep shelf



Si allinea al piano grande in legno e ai contenitori / It aligns with large wood panels and containers



Ripiano inclinato / Inclined shelf




Ripiani / Shelves	40 cm	60 cm	75,5 cm	90 cm
Portata allum. kg / Aluminium load capacity kg	30	25	20	15
Portata legno kg / Wood load capacity kg	18	15	12	10

Contenitori / Containers	60 cm	75,5 cm	90 cm
Portata allum. kg / Aluminium load capacity kg	20	16	12
Portata legno kg / Wood load capacity kg	13	11	9

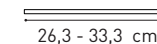
Lasciare sempre min. 3 cm tra le pareti laterali e i montanti esterni della struttura
 Always leave min. 3 cm between the side of the wall and the first upright of the structure

Sistema K1 / K1 System

Pianetto in legno /
Small wood panel



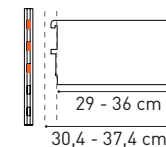
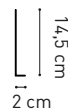
59,5 - 75 - 89,5 cm
con i supporti / with supports 60 - 75,5 - 90 cm



Supporti laterali
in alluminio /
Side aluminium
supports



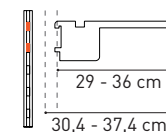
Si allinea al ripiano semplice.
It aligns with simple shelf.



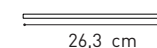
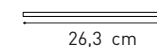
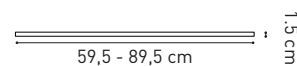
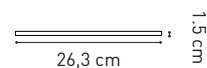
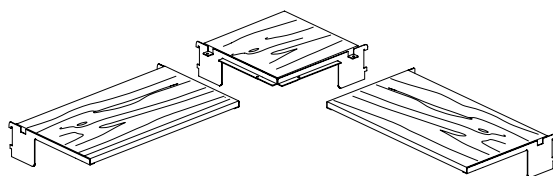
Supporti inferiori
in alluminio /
Lower aluminium
supports



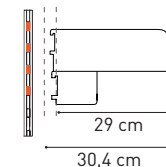
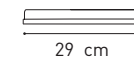
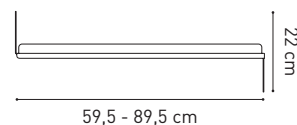
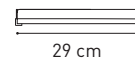
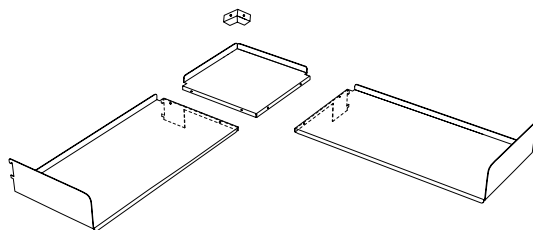
Si allinea al ripiano semplice e
ai contenitori
It aligns with simple shelf and
containers



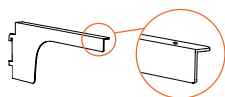
Ripiano angolare in
legno /
Wood angle shelf



Ripiano angolare in
alluminio /
Aluminium angle shelf

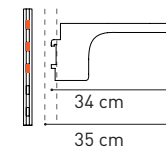
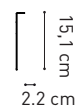


Coppia di reggipiani /
Pair of brackets

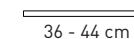
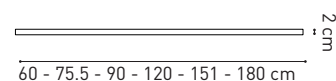


Fori per fissaggio piano
Fixation shelf holes

Si allinea al ripiano profondo e ai contenitori
It aligns with deep shelf and containers

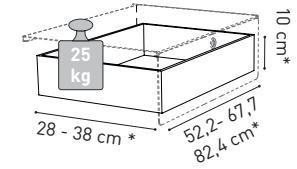
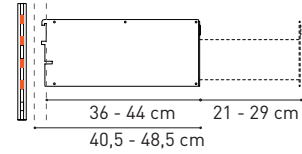
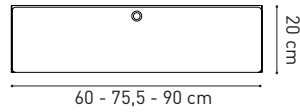
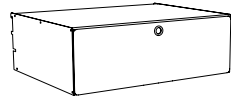


Piano grande in legno /
Large wood Panel

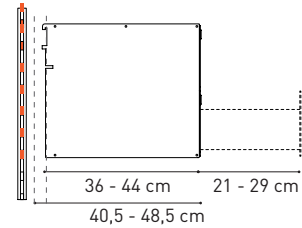
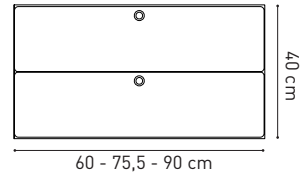



Sistema K1 / K1 System

Cassettiera singola /
Single drawer

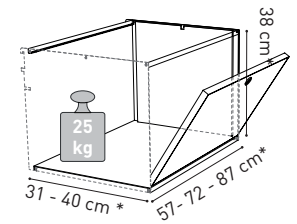
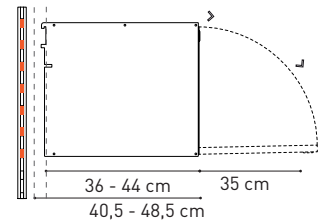
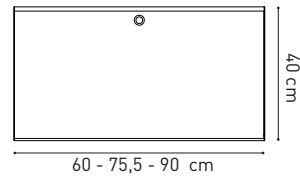
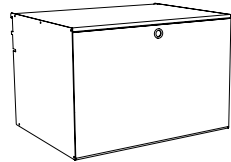


Cassettiera doppia /
Double drawer

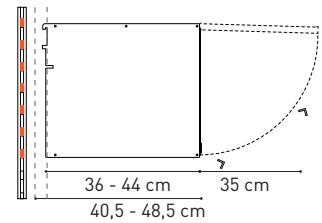
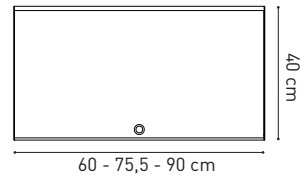
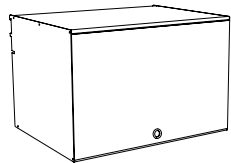


* Ingombro interno del cassetto
* Internal dimensions of the drawer

Ribaltina /
Unit with top down door

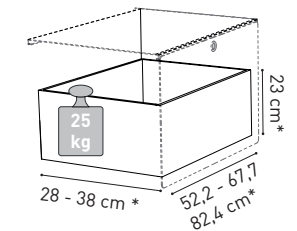
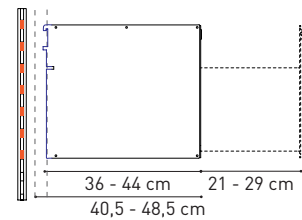
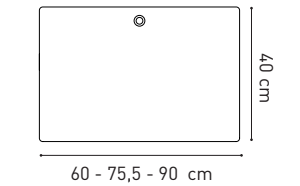
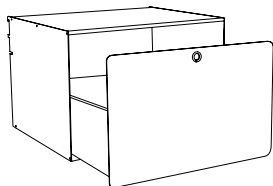


Pensile /
Unit with bottom up door



* Ingombro interno
* Internal dimensions of the drawer

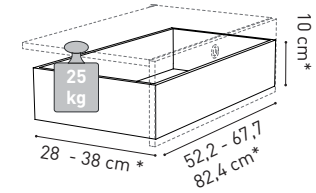
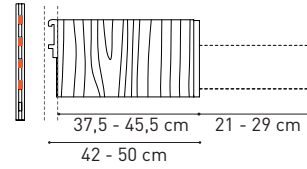
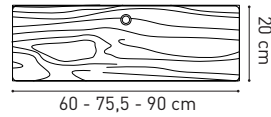
Cassettone /
Big drawer



* Ingombro interno del cassetto
* Internal dimensions of the drawer

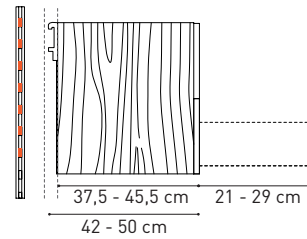
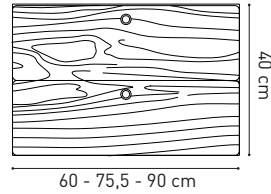
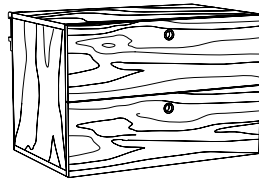
Sistema K1 / K1 System

Cassettera singola /
Single drawer

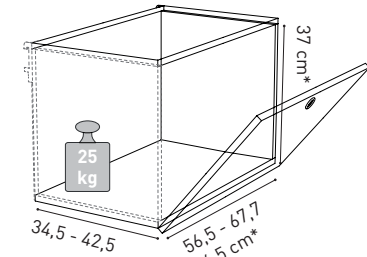
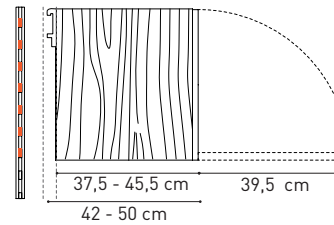
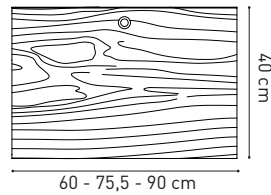
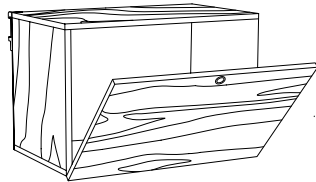


* Ingombro interno del cassetto
* Internal dimensions of the drawer

Cassettera doppia /
Double drawer

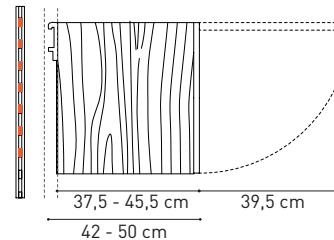
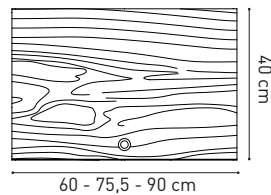
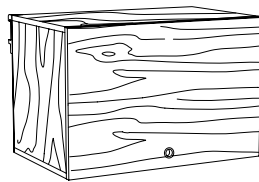


Ribaltina /
Unit with top down door

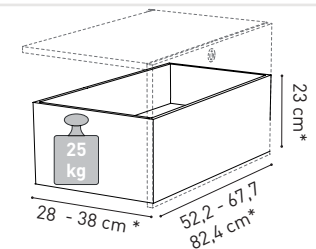
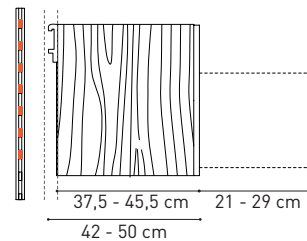
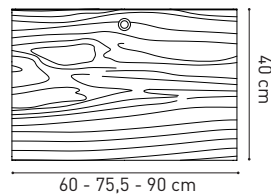
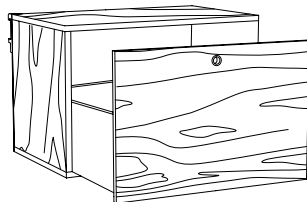


* Ingombro interno
* Internal dimensions

Pensile /
Unit with bottom up door



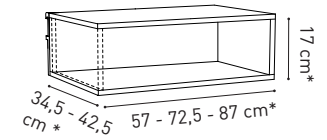
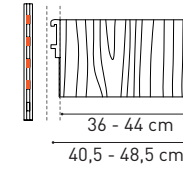
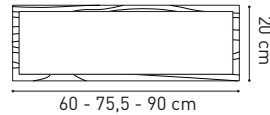
Cassettone /
Big drawer



* Ingombro interno del cassetto
* Internal dimensions of the drawer

Sistema K1 / K1 System

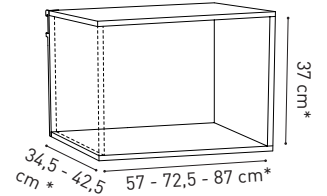
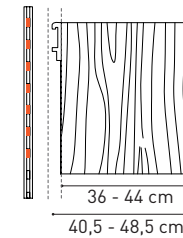
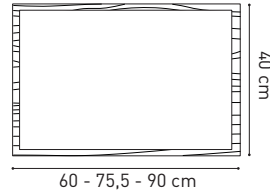
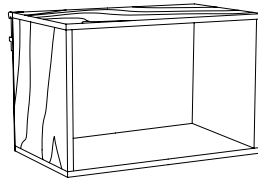
Contenitore h. 20 /
Storage unit h.20



* Disponibile anche in legno laccato bianco opaco.
* Also available in mat white lacquered wood.

* Ingombro interno
* Internal dimensions

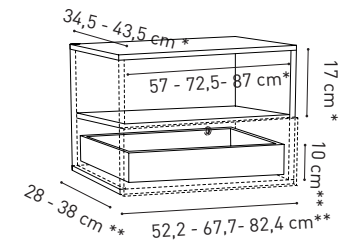
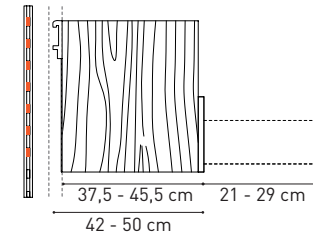
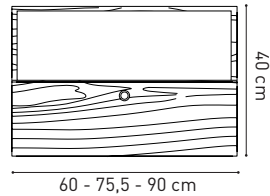

Contenitore h. 40 /
Storage unit h.40



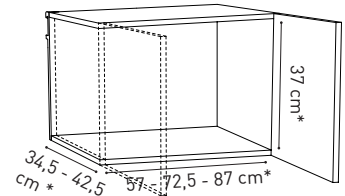
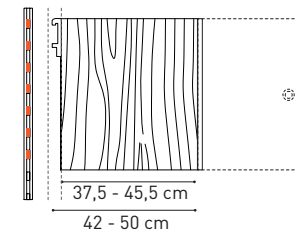
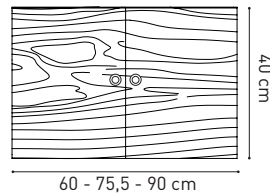

* Disponibile anche in legno laccato bianco opaco.
* Also available in mat white lacquered wood.

* Ingombro interno
* Internal dimensions

Contenitore con cassetto /
Storage unit with drawer



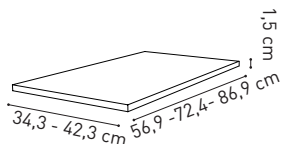
Contenitore con antine /
Storage with door



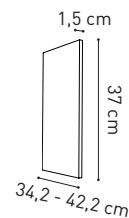
* Nella larghezza di 60 cm è prevista un'anta unica.
Al momento dell'ordine indicare il lato dell'apertura
In the 60 cm width it's provided only one door.
When ordering, indicate the side of the opening

* Ingombro interno
* Internal dimensions

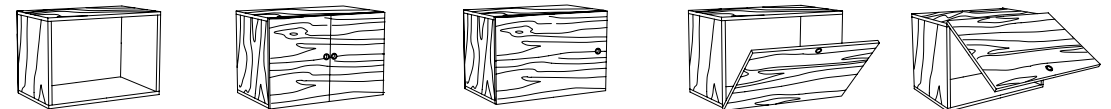
Piano* / Shelf*



Divisorio / Divider



Contenitori compatibili / Compatible containers



* Può essere inserito anche in un secondo momento.
Disponibile anche in legno laccato bianco opaco (solo in 34,3 cm).
* It can be inserted later.
Also available in mat white lacquered wood (only in 34,3 cm)

Guida alla manutenzione / Maintenance guide

COMPONENTI IN ALLUMINIO

Manutenzione ordinaria con detergente per piatti e un panno umido.

Sono severamente vietati prodotti a base di acetone, aceto o ammoniacca, spugne abrasive e prodotti a base di creme abrasive o particolarmente aggressivi.

ALUMINIUM COMPONENTS

Ordinary service with dish detergents and a wet cloth.

Acetone, vinegar or ammonia based and particularly aggressive products are strictly forbidden, as much as abrasive sponges or lotions.

COMPONENTI IN LEGNO

Il legno è un materiale vivo, caratterizzato da variazioni naturali a livello di tonalità e struttura, quindi l'incidenza della luce e dei raggi solari comportano normali variazioni di colore. Le superfici sono sigillate da una vernice di alta qualità, è vivamente sconsigliato sottoporre il legno ad aria troppo umida o troppo secca. In caso contrario, il legno si deforma malgrado la vernice applicate. Per la pulizia ordinaria è sufficiente una passata con un panno morbido o al massimo con un panno leggermente umido. L'utilizzo di prodotti abrasivi per la pulizia (panni in microfibra, spugne per lucidare ecc...) rischia di graffiare le superfici. Le macchie di prodotti alimentari di origine animale grassa o vegetale, bevande e altri liquidi acidi possono compromettere definitivamente la superficie.

WOODEN COMPONENTS

Being an alive material, wood is characterized by natural variations of hue and structure, artificial or sun lights can cause colour variations. Surfaces are protected by a high quality coating: don't expose wood to either too wet or too dry air or it will deform despite the applied paint. A soft cloth, dry or a bit humid, is sufficient for ordinary cleanings. The use of abrasive products (microfiber cloths, polishing sponges, ...) is not recommended as they might scratch the surfaces. Stains from vegetal and animal food, or from drinks and other acid liquids, might compromise the surfaces.

